

Benefits & Features

Protect SmartWiFi Mobile App

Experience SmartWiFi Mobile App

Over the phone support



WiFi Assessment at installation



Newest device with WiFi 6 technology



Protect SmartWiFi: Network Security

- Protect all devices connected to your Pioneer gateway
- Intrusion Blocks
- Block Malicious Websites
- Viruses & Malware Blocks



Experience SmartWiFi: Enhanced Experience

- Prioritize applications or specific devices
- Enhanced Parental Controls
- Set time limits for specific applications
- Set Safe Search and YouTube restrictions
- View usage for all devices
- Block inappropriate online categories, such as violence
- Block applications you deem inappropriate
- Plus, all Protect SmartWiFi features!



WiFi Extender (as recommended by a Pioneer Tech)



Per month rate

\$3.95

\$7.95



Quick Start Guide: Setting up your WiFi and App

GoPioneer SmartWiFi

- 1** Download the app. Search either the Apple App or Google Play Store for '**GoPioneer SmartWiFi**' or simply point your mobile device camera at the QR code to take you to the app store, then install the app on your mobile device.

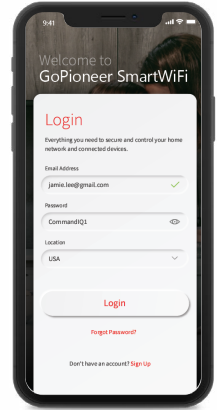


- 2** Select the “**Let’s get Started**” button towards the bottom of the screen to sign up.

Let’s get Started

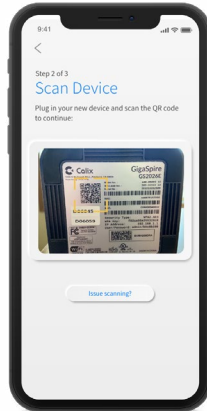
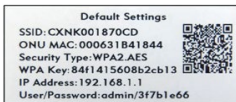
- 3** Enter your personal information. The password you enter here will be used to access the app.

NOTE: Please wait at least 10 minutes after your GigaSpire has been ‘turned up’ before attempting step 4.



- 4** Tap the QR code that appears within the app. (You will be asked to allow the app to access your camera.)

Point your camera at the QR code found on the bottom of your GigaSpire, or on the sticker that came in your box (example shown).



- 6** Tap the “Click here to skip” text since your WiFi is already working.

Click Submit and you’re all done!



Pioneer
Internet

GoPioneer.com